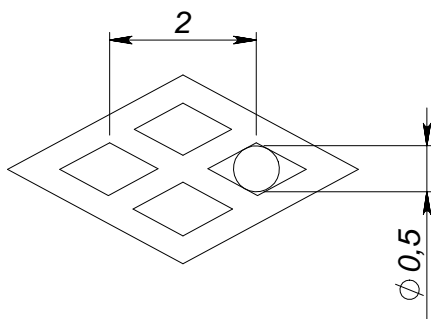
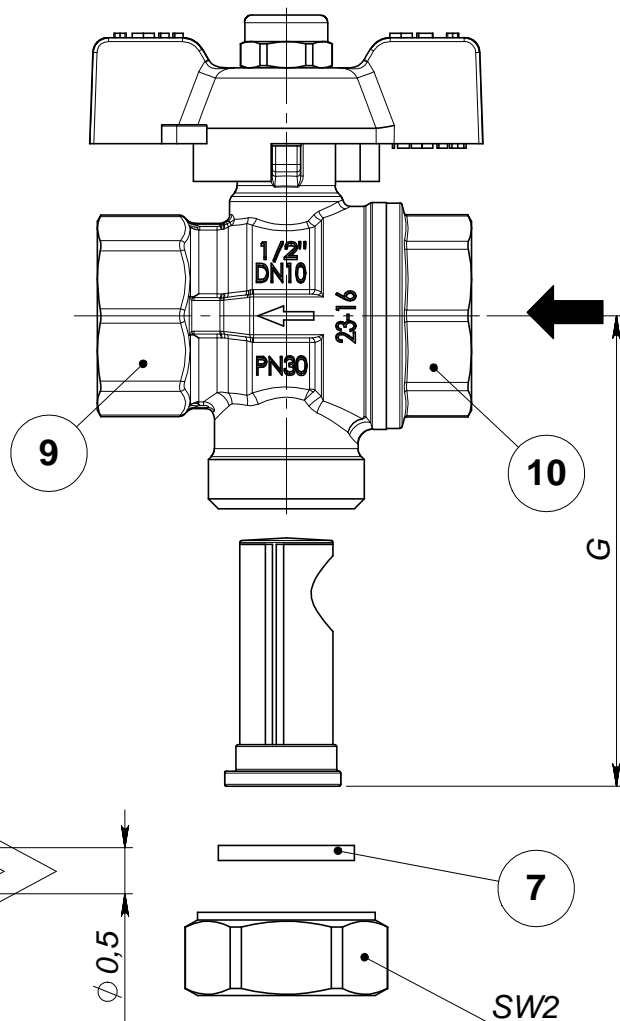
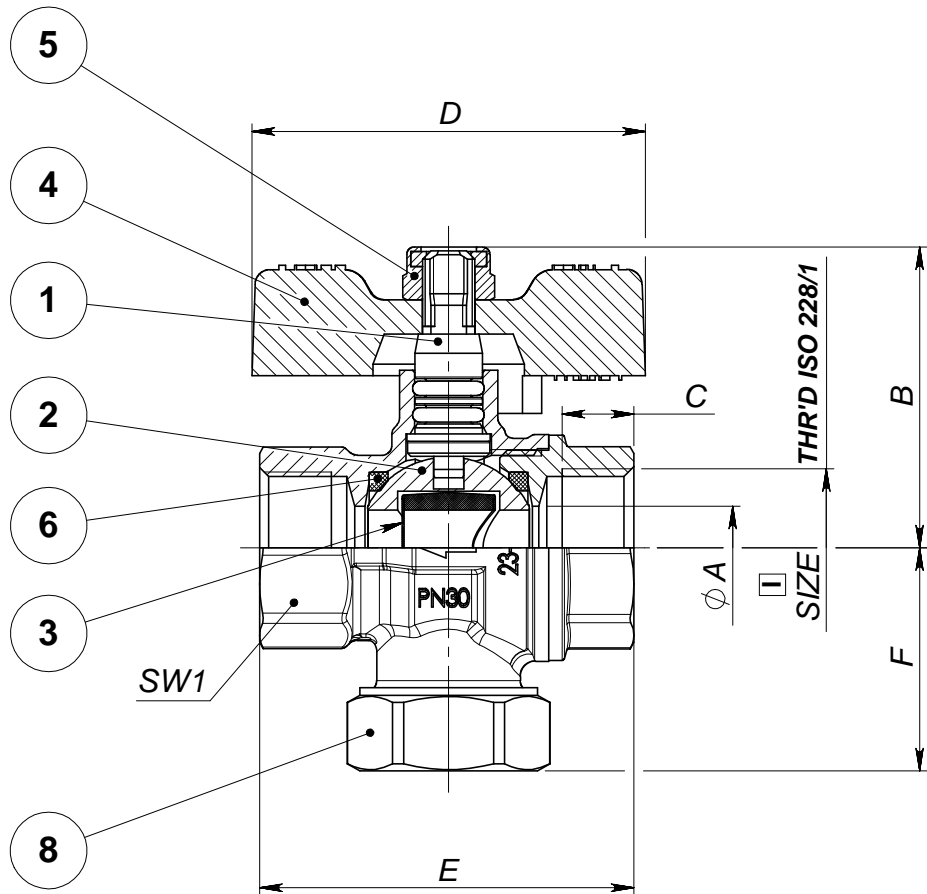
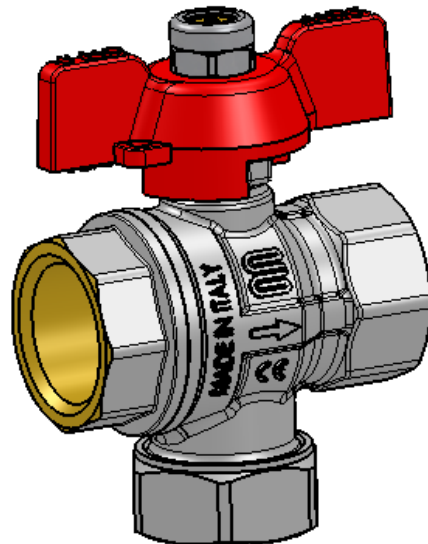
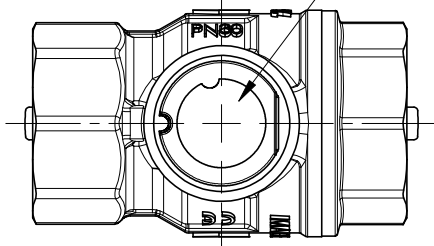


PATTERN FOR CORRECT INSTALLATION OF THE FILTER



SIZE	STEP OF HOLES	SIZE HOLES IN mm	NUMBER OF HOLES IN cm2	PERCENTAGE EMPTY ON FULL	SHEET THICKNESS
1/2"	2	0.5	80	48%	0.25
3/4"	2	0.5	80	48%	0.25
1"	2	0.5	80	48%	0.25

S3161N06	1"	20	20	53	12.5	65	71	39	87							38	36	30
S3161N05	3/4"	15	15	43.5	11	52	59.5	34	74							31	30	30
S3161N04	1/2"	10	10	40	9.5	52	49.5	29.5	62						25	24	30	
CODICE - CODE	MISURA - SIZE	DN	Ø A	B	C	D	E	F	G	H	I	L	M		SW1	SW2	PN	

CARATTERISTICHE - FEATURES

CARATTERISTICHE - FEATURES		ASSEMBLY & TESTING SPECS	N°	DESCRIPTION	MATERIAL	N° PIECES
DIREZIONE FLUSSO - FLOW DIRECTION	IN THE SENSE OF THE ARROW	EGA.004	1	PRE-ASSEMBLED STEM		1
MANOVRA - OPERATION	STEM ROTATION OF 90°	EGA.006		STEM	CW614N(EGM.002)	1
ESTREMITA' - ENDS	FEMALE/FEMALE ISO 228/1	EGA.009		THRUST WASHER	PTFE (EGM.009)	1
DISPOSITIVO BLOCCAGGIO - LOCKING DEVICE		EGA.016	2	O-RING	hNBR	2
SIGILLANTE - SEAL	LOCTITE AVX (EG.022)			BALL	CW617N(EGM.001)	1
LUBRIFICANTE - LUBRICANT	GREASE (EGM.025)			CO-MOULDING PLASTIC	PLASTIC	1
LIMITI DI PRESSIONE - PRESSURE LIMITS	SEE TAB			STRAINER	AISI 304(EGM.037)	1
LIMITI DI TEMPERATURA - TEMPERATURE LIMITS	da -20°C a +100°C	EGP.015	4	RED T-HANDLE	ALLUMINIUM(EGM.006)	1
IMPIEGHI - SERVICES	HOT AND COLD WATER, FOR HEATING SYSTEM	EGP.016	5	SELF LOCKING NUT	STEEL 8G (EGM.020)	1
			6	BALL GASKET	PTFE (EGM.009)	2
			7	GASKET	NBR(EGM.070)	1
			8	CAP	CW617N(EGM.001)	1
			9	BODY	CW617N (EGM.001)	1
			10	END ADAPTER	CW617N(EGM.001)	1
NORME DI RIFERIMENTO - SPECIFICATION N°	EN 12164/65 - 97/23 CE - ISO 228/1					

D					E					F								
A					B					C								
Simb	Data	N° Mod.	Firma	Approvato	Simb	Data	N° Mod.	Firma	Approvato	Simb	Data	N° Mod.	Firma	Approvato				

Sostituisce il: _____

Tolleranze Generali da applicare: ± 1

RUGOSITA'

12.5 / 12,5 micron (Stampaggio)

3.2 / 3,2 micron (Tomitura)

0.8 / 0,8 micron (Diamantatura)

Stato: **ASSEMBLED**

Disegnato: **Roberto Gobbi**

Materiale: **VARIOUS**

Approvato: _____

Trattamento: **NICKEL-PLATED**

Data: **19/07/16**

Scala: **1:1**

Particolare: **BALL VALVE FEMALE/FEMALE THR'D ISO 228/1, RED T-HANDLE, WITH FILTER**

Serie: _____

Misura: **VARIOUS**

N° Cod. **S3161N04-06**

Questo disegno non puo' essere usato in nessun modo, ne' essere reso noto a terzi, senza previa autorizzazione scritta della ENOLGAS BONOMI s.p.a.

Formato **A3**

This drawing must not be used in any manner unless prior written authority is received from ENOLGAS BONOMI s.p.a.



CONCESIO Via Europa, 227 ITALY